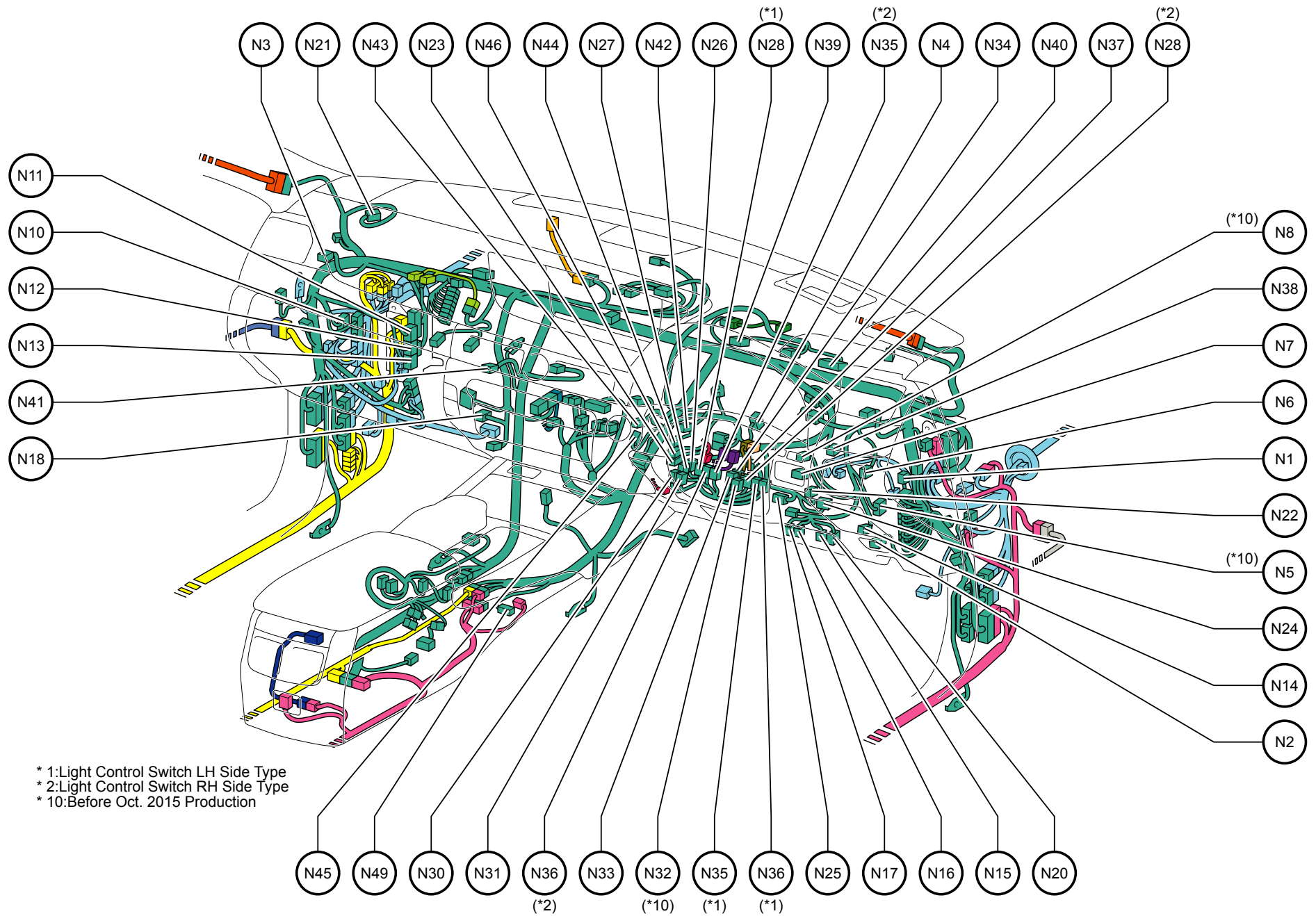


Position of Parts in Instrument Panel <RHD>



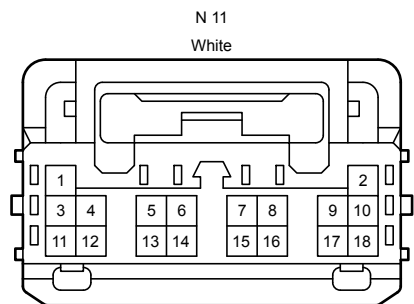
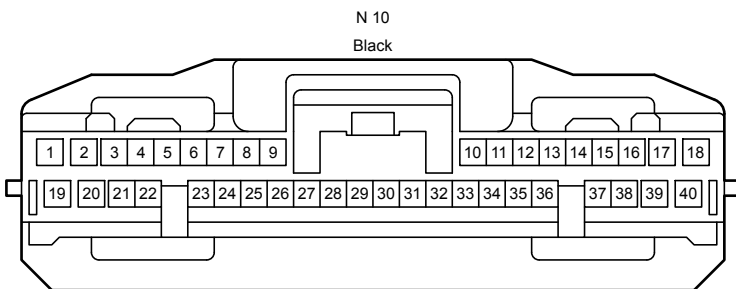
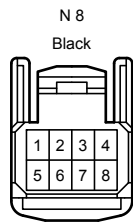
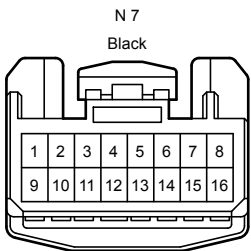
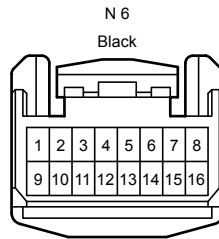
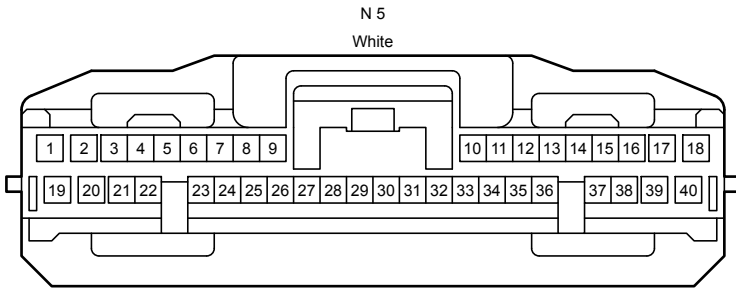
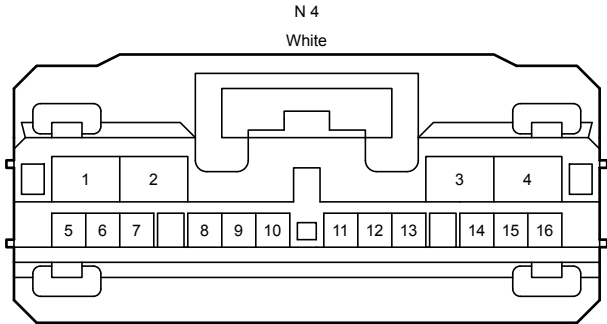
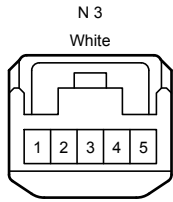
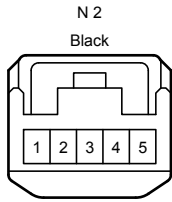
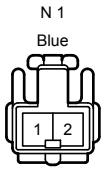
\* 1: Light Control Switch LH Side Type  
 \* 2: Light Control Switch RH Side Type  
 \* 10: Before Oct. 2015 Production

Position of Parts in Instrument Panel <RHD>

---

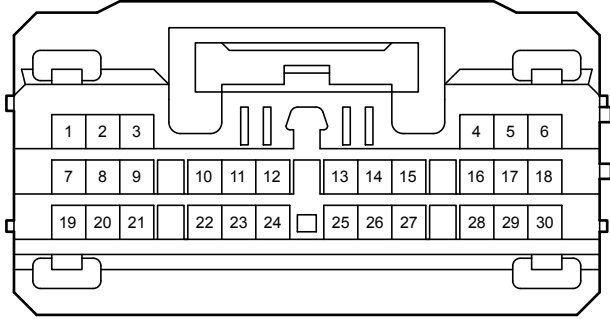
- N 1 Skid Control Buzzer Assembly
- N 2 Luggage Door Opening Switch Assembly
- N 3 No. 3 Instrument Panel Register Assembly
- N 4 Driver Monitor ECU Assembly
- N 5 Driving Support ECU Assembly
- N 6 Integration Control & Panel Assembly
- N 7 Head Up Display Switch Assembly
- N 8 Trip Switch
- N 10 Clearance Warning ECU Assembly
- N 11 Main Body ECU
- N 12 Main Body ECU
- N 13 Main Body ECU
- N 14 Lower No. 1 Instrument Panel Airbag Assembly
- N 15 Pre-Crash System Cancel Switch Assembly
- N 16 Tire Pressure Warning Reset Switch (No. 1 Tire Pressure Warning Switch)
- N 17 Headlight Swivel Main Switch
- N 18 Front Foot Light LH (No. 1 Interior Illumination Light Assembly LH)
- N 20 DLC3
- N 21 Front No. 2 Speaker Assembly LH
- N 22 Multiplex Tilt & Telescopic ECU
- N 23 Electric Parking Brake Switch Assembly
- N 24 Steering Lock Actuator Assembly
- N 25 Tilt Steering Gear with Motor Assembly
- N 26 Driver Monitor Camera
- N 27 Tilt & Telescopic Switch
- N 28 Headlight Dimmer Switch Assembly
- N 30 Spiral Cable Sub-Assembly
- N 31 Spiral Cable Sub-Assembly
- N 32 Spiral Cable Sub-Assembly
- N 33 Steering Sensor
- N 34 Steering Sensor
- N 35 Windshield Wiper Switch Assembly
- N 36 Windshield Wiper Switch Assembly
- N 37 Tilt Steering Gear with Motor Assembly
- N 38 Steering Actuator Assembly
- N 39 Combination Meter Assembly
- N 40 Combination Meter Assembly
- N 41 No. 2 Instrument Panel Register Assembly
- N 42 Satellite Switch Set
- N 43 Power Switch
- N 44 Room Temperature Sensor (Cooler Thermistor)
- N 45 No. 1 Clearance Warning Buzzer
- N 46 Parking Light Switch Assembly
- N 49 Shift Lock Control ECU (Transmission Floor Shift Assembly)

Position of Parts in Instrument Panel <RHD>

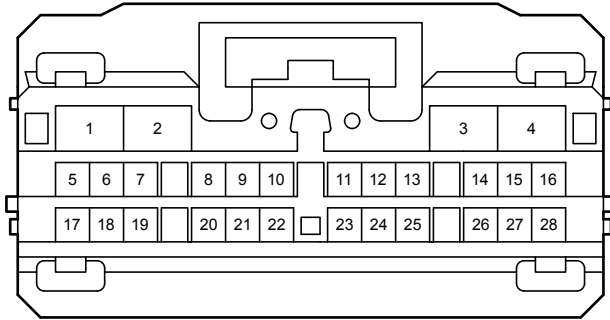


Position of Parts in Instrument Panel <RHD>

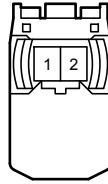
N 12  
White




N 13  
White




N 14  
Black



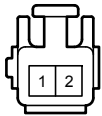
N 15  
Gray



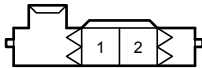
N 16  
Black



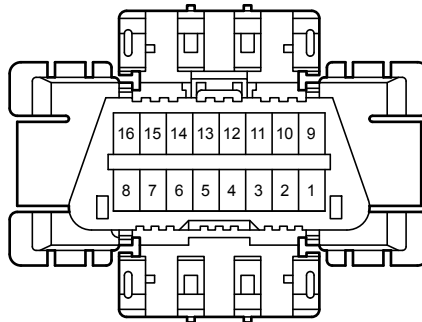
N 17  
Blue



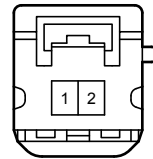
N 18  
Gray



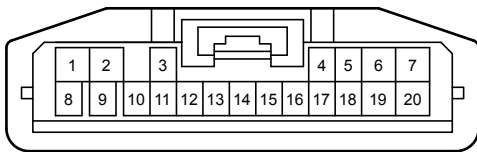
N 20  
Black



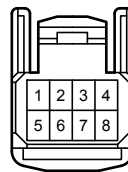
N 21  
Black



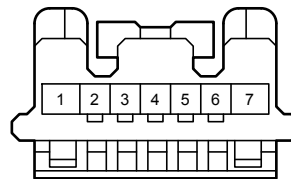
N 22  
Black



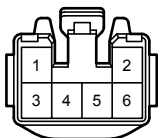
N 23  
Black



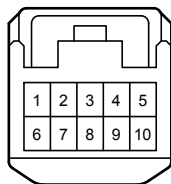
N 24  
Black



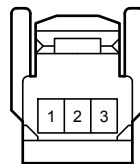
N 25  
Black



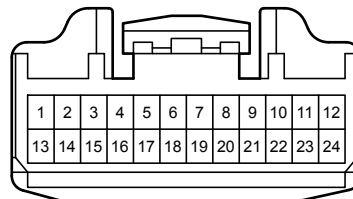
N 26  
White



N 27  
Black



N 28  
Black



Position of Parts in Instrument Panel <RHD>

