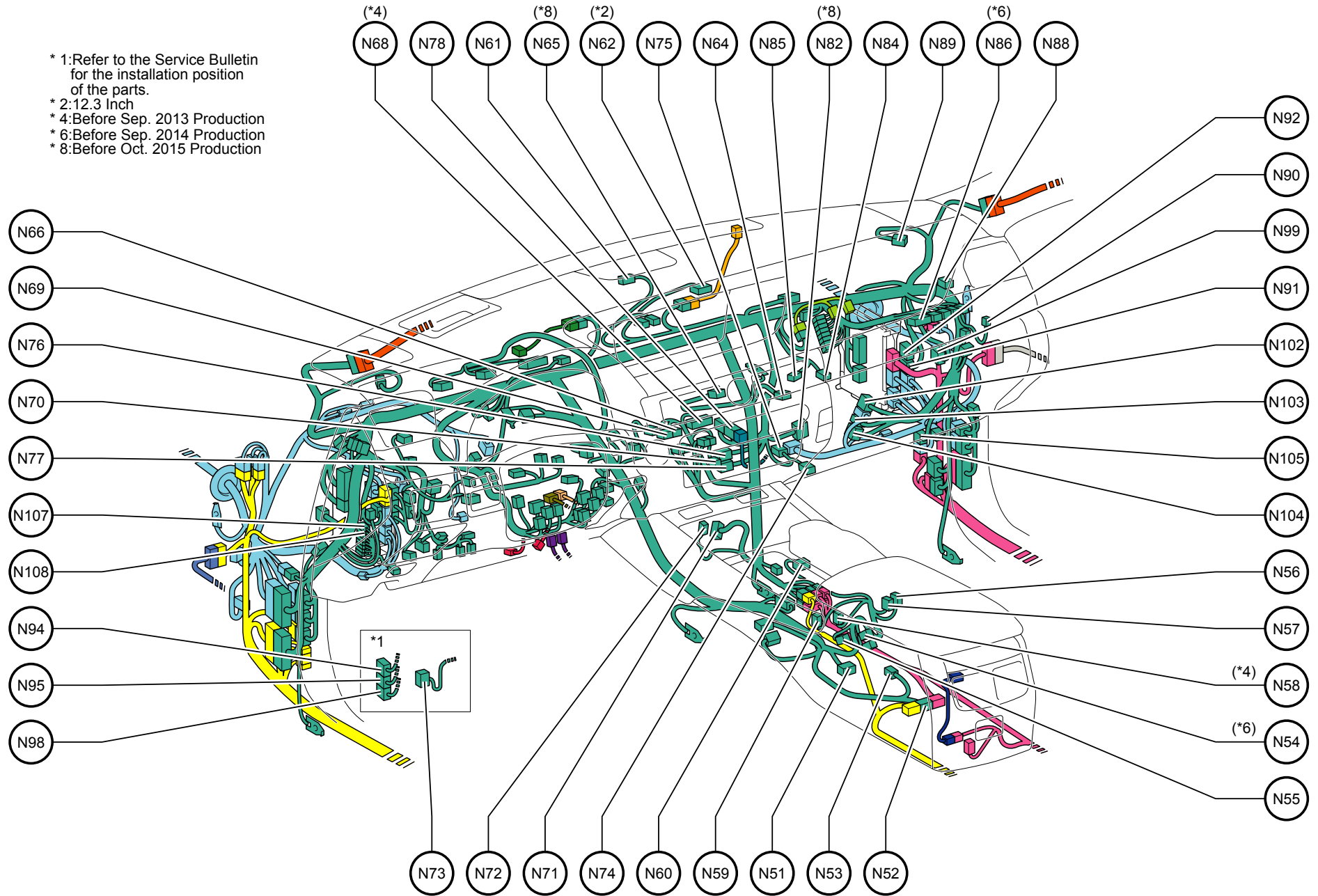


Position of Parts in Instrument Panel <LHD>

- \* 1: Refer to the Service Bulletin for the installation position of the parts.
- \* 2: 12.3 Inch
- \* 4: Before Sep. 2013 Production
- \* 6: Before Sep. 2014 Production
- \* 8: Before Oct. 2015 Production

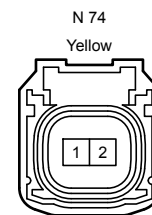
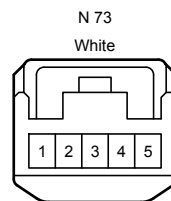
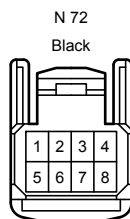
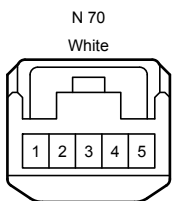
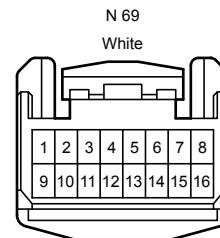
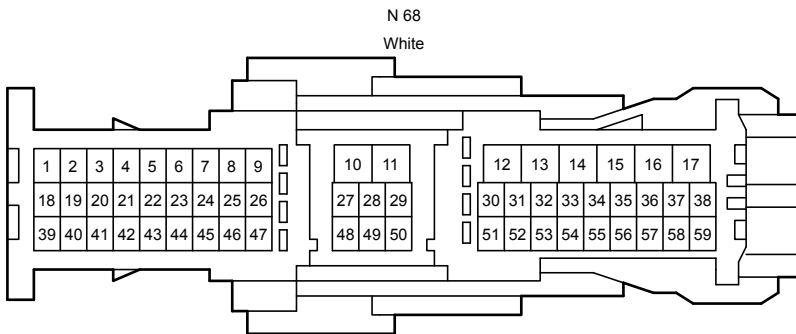
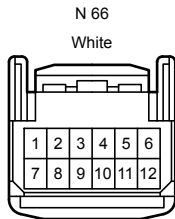
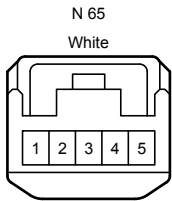
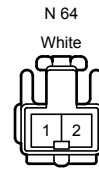
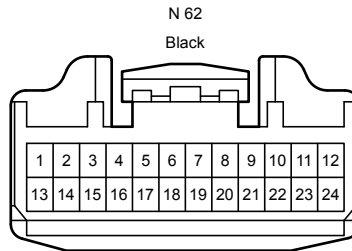
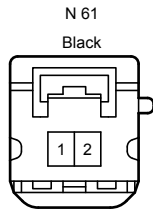
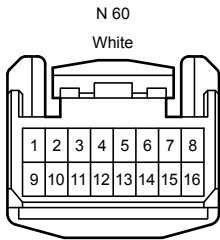
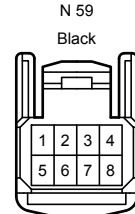
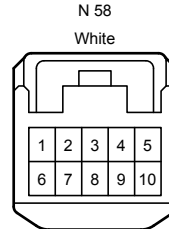
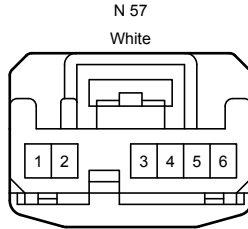
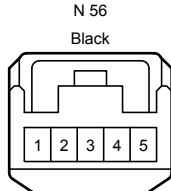
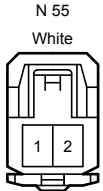
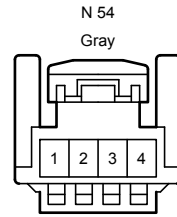
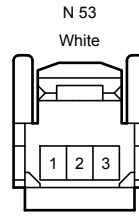
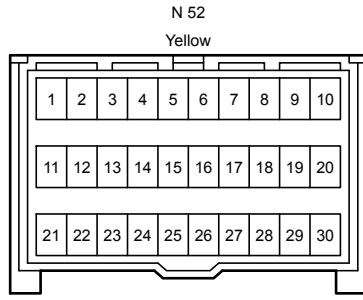
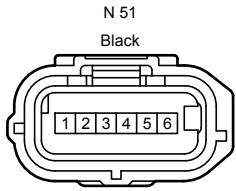


Position of Parts in Instrument Panel <LHD>

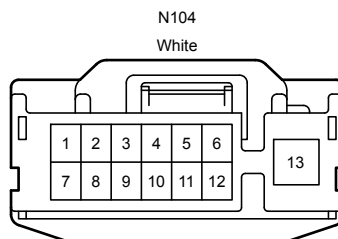
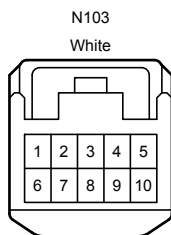
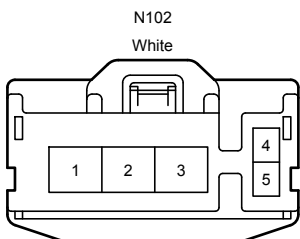
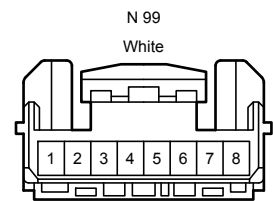
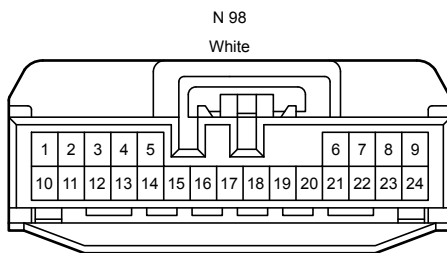
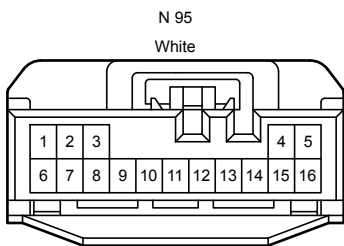
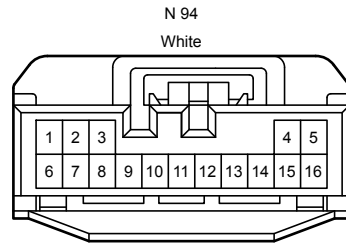
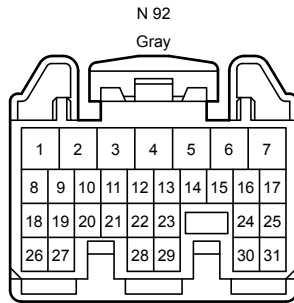
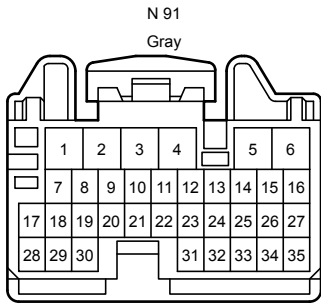
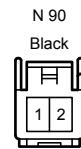
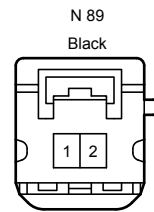
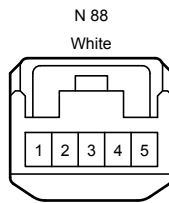
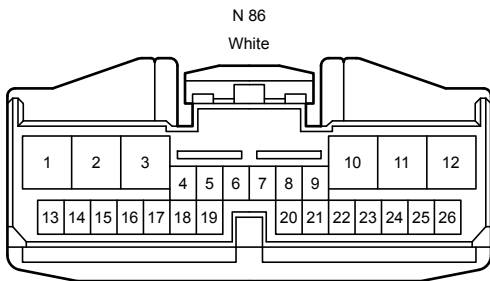
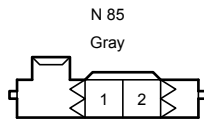
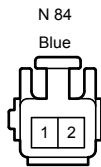
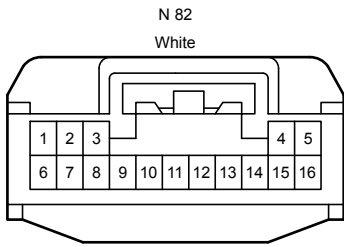
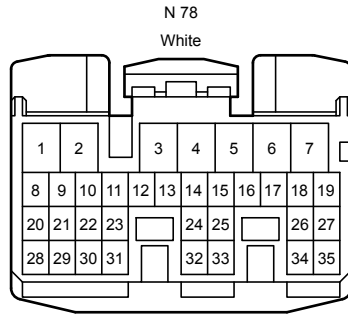
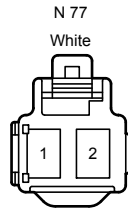
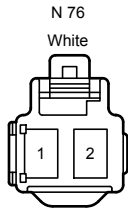
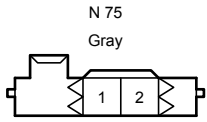
---

- N 51 Yaw Rate Sensor
- N 52 Airbag Sensor Assembly
- N 53 No. 1 Indoor Electrical Key Antenna Assembly
- N 54 Stereo Jack Adapter Assembly
- N 55 Power Outlet Socket Assembly
- N 56 Rear Sunshade Switch Assembly
- N 57 Back Sonar or Clearance Sonar Switch Assembly
- N 58 Shift Position Indicator
- N 59 Combination Switch Assembly
- N 60 Remote Operation Switch
- N 61 Front No. 3 Speaker Assembly
- N 62 Accessory Meter Assembly
- N 64 No. 2 Instrument Panel Register Assembly
- N 65 Clock Assembly
- N 66 Multi-Media Module Receiver Assembly
- N 68 Multi-Media Module Receiver Assembly
- N 69 Multi-Media Module Receiver Assembly
- N 70 No. 1 Ion Generator Sub-Assembly
- N 71 Rear Oxygen Sensor (Bank 1 Sensor 2)
- N 72 Refreshing Seat Switch
- N 73 ID Code Box
- N 74 Lower No. 2 Instrument Panel Airbag Assembly
- N 75 Front Foot Light RH (No. 1 Interior Illumination Light Assembly RH)
- N 76 Quick Heater Assembly
- N 77 Quick Heater Assembly
- N 78 A/C Amplifier Assembly
- N 82 Network Gateway ECU
- N 84 Luggage Door Opening Cancel Switch Assembly
- N 85 Glove Box Light (Interior Illumination Light Sub Assembly)
- N 86 Telematics Transceiver
- N 88 No. 1 Instrument Panel Register Assembly
- N 89 Front No. 2 Speaker Assembly RH
- N 90 Airbag Cut Off Switch Cylinder Sub-Assembly
- N 91 Power Management Control ECU
- N 92 Power Management Control ECU
- N 94 Certification ECU
- N 95 Certification ECU
- N 98 Certification ECU
- N 99 Tire Pressure Monitor Initiator Driver
- N 102 Front Steering Control ECU
- N 103 Front Steering Control ECU
- N 104 Front Steering Control ECU
- N 105 Absorber Control ECU
- N 107 Junction Connector
- N 108 Junction Connector

Position of Parts in Instrument Panel <LHD>



Position of Parts in Instrument Panel <LHD>



Position of Parts in Instrument Panel <LHD>

---

