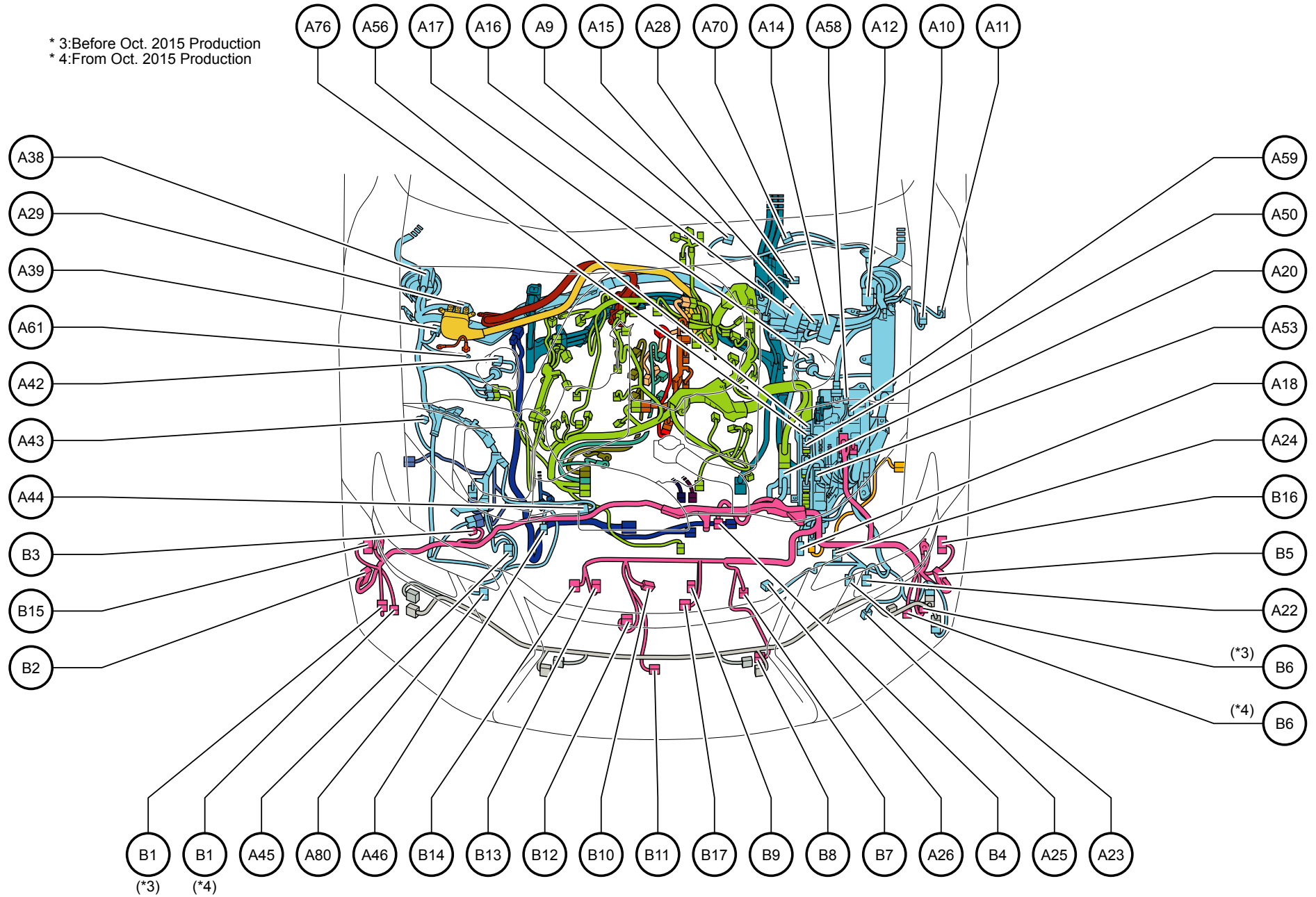


Position of Parts in Engine Compartment <LHD 2GR-FXE>

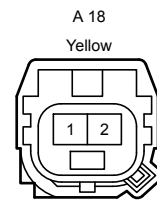
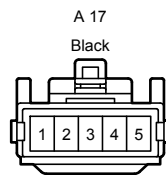
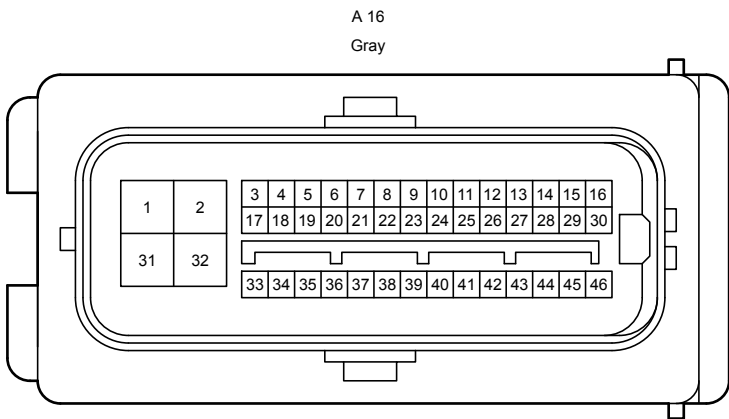
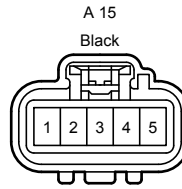
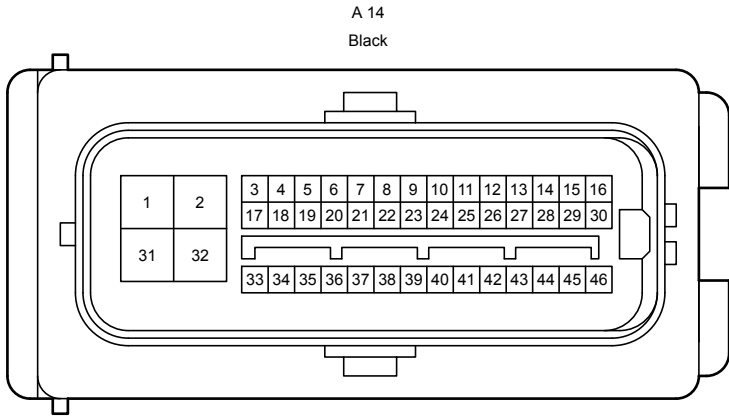
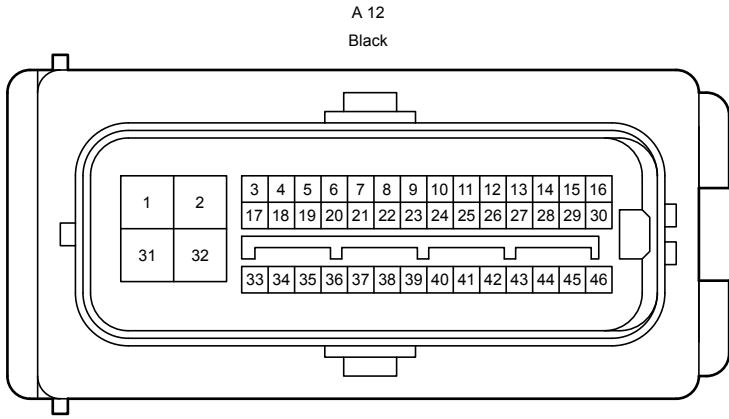
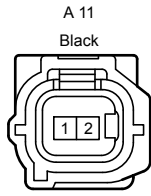
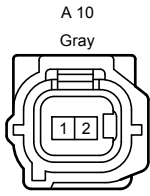
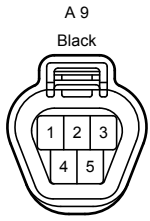
* 3: Before Oct. 2015 Production
 * 4: From Oct. 2015 Production



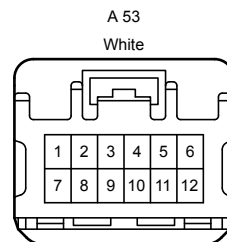
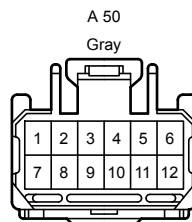
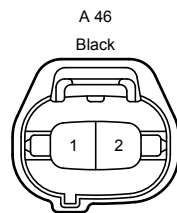
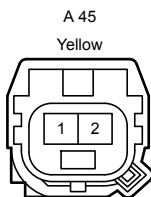
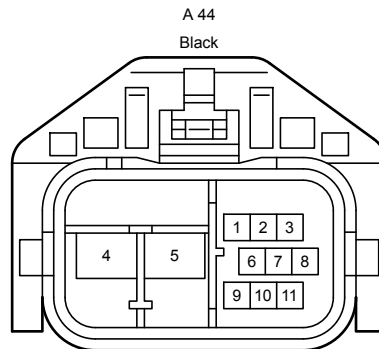
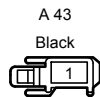
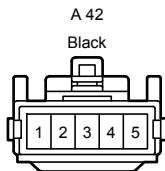
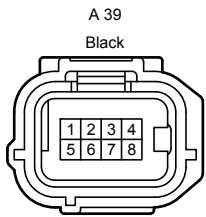
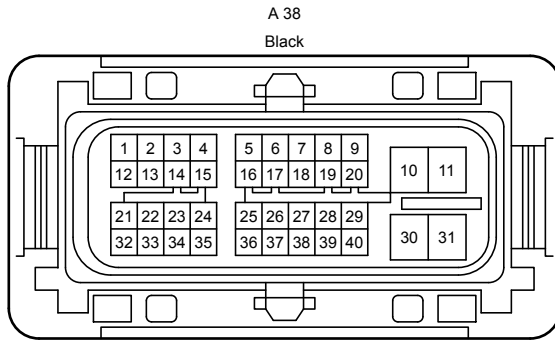
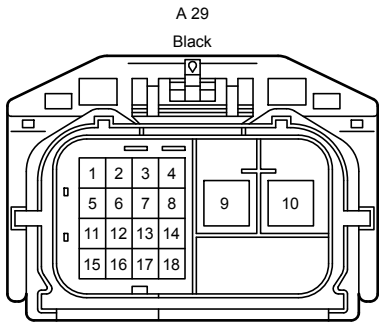
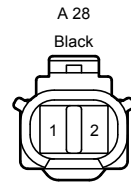
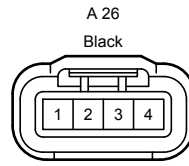
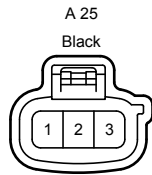
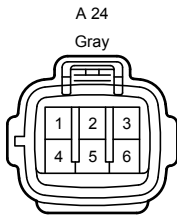
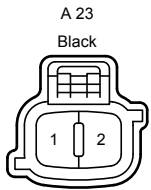
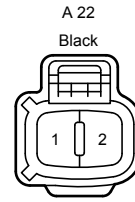
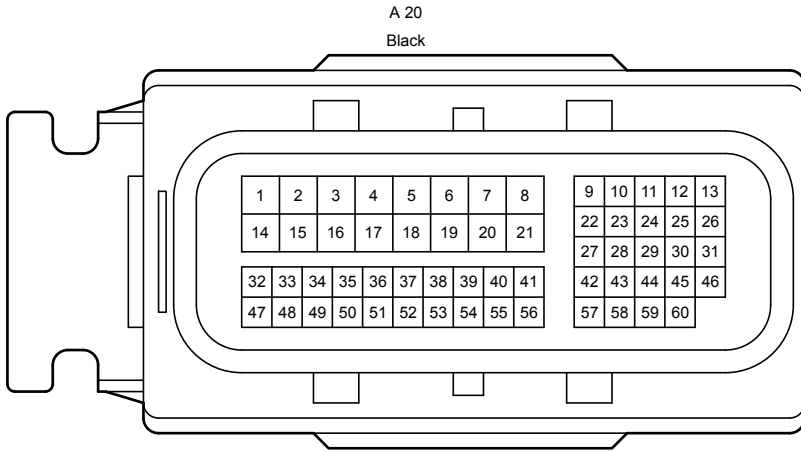
Position of Parts in Engine Compartment <LHD 2GR-FXE>

- A 9 Windshield Wiper Motor Assembly
 - A 10 Wireless Door Lock Buzzer
 - A 11 Front Tire Pressure Monitor Initiator
 - A 12 Brake Actuator Assembly
 - A 14 Skid Control ECU Assembly
 - A 15 Skid Control ECU Assembly
 - A 16 Skid Control ECU Assembly
 - A 17 Front Absorber Control Actuator LH
 - A 18 Front Airbag Sensor LH
 - A 20 ECM
 - A 22 Level Warning Switch Assembly
 - A 23 Windshield Washer Motor and Pump Assembly
 - A 24 Headlight Cleaner Control Relay
 - A 25 Headlight Cleaner Motor and Pump Assembly
 - A 26 Inverter Water Pump Assembly
 - A 28 Brake Fluid Level Warning Switch (Brake Master Cylinder Reservoir Assembly)
 - A 29 Power Steering ECU Assembly
 - A 38 Inverter with Converter Assembly
 - A 39 Inverter with Converter Assembly
 - A 42 Front Absorber Control Actuator RH
 - A 43 Security Horn Assembly
 - A 44 Oil Pump Motor Controller
 - A 45 Front Airbag Sensor RH
 - A 46 Engine Water Pump Assembly
 - A 50 Junction Connector
 - A 53 Junction Connector
 - A 56 Junction Connector
 - A 58 Junction Connector
 - A 59 Junction Connector
 - A 61 Inverter Bus-Bar Plate Sub-Assembly
 - A 70 Front Wiper Deicer (Windshield Glass)
 - A 76 Junction Connector
 - A 80 Vehicle Approaching Speaker Assembly
-
- B 1 Front Fog Light Assembly RH
 - B 2 Headlight Assembly RH
 - B 3 No. 2 Wiring Harness Condenser Assembly
 - B 4 Cooling Fan ECU
 - B 5 Headlight Assembly LH
 - B 6 Front Fog Light Assembly LH
 - B 7 A/C Pressure Sensor (Liquid Tube Sub-Assembly)
 - B 8 Ambient Temperature Sensor (Thermistor Assembly)
 - B 9 Low Pitched Horn Assembly
 - B 10 Engine Hood Courtesy Switch
 - B 11 Swing Grille Actuator Assembly
 - B 12 Millimeter Wave Radar Sensor Assembly
 - B 13 High Pitched Horn Assembly
 - B 14 Smog Ventilation Sensor
 - B 15 Headlight Light Control ECU Sub-Assembly RH
 - B 16 Headlight Light Control ECU Sub-Assembly LH
 - B 17 Millimeter Wave Radar Sensor Assembly

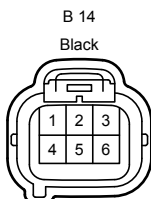
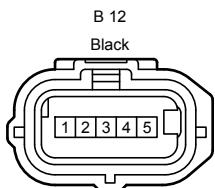
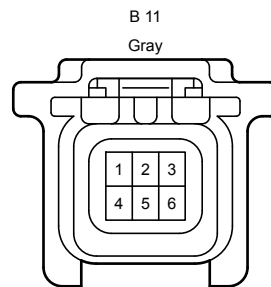

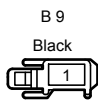
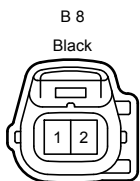
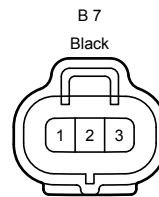
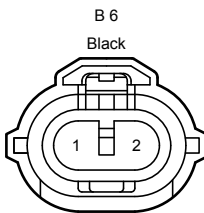
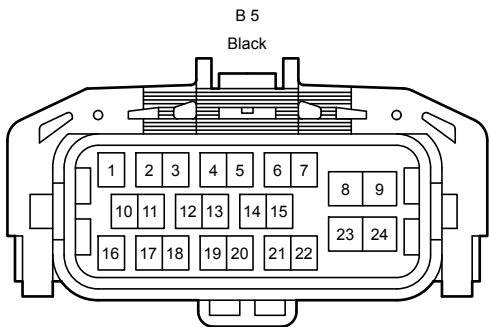
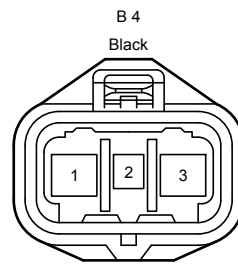
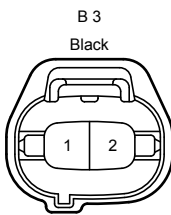
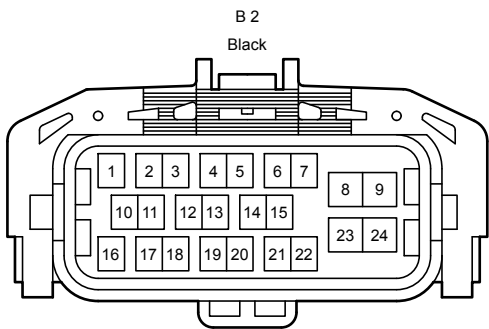
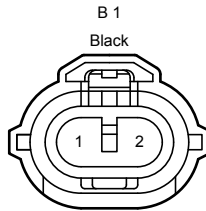
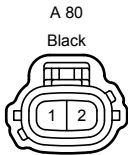
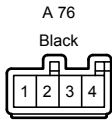
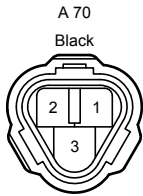
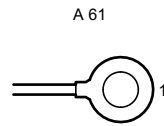
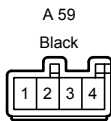
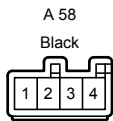
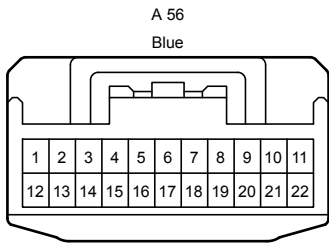
Position of Parts in Engine Compartment <LHD 2GR-FXE>



Position of Parts in Engine Compartment <LHD 2GR-FXE>

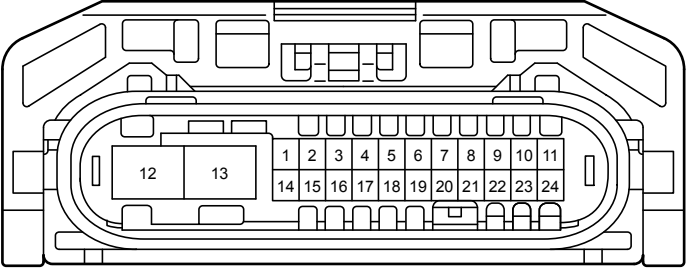


Position of Parts in Engine Compartment <LHD 2GR-FXE>

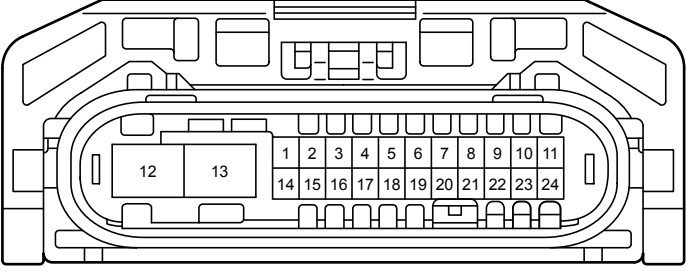


Position of Parts in Engine Compartment <LHD 2GR-FXE>

B 15
Gray



B 16
Gray



B 17
Black

