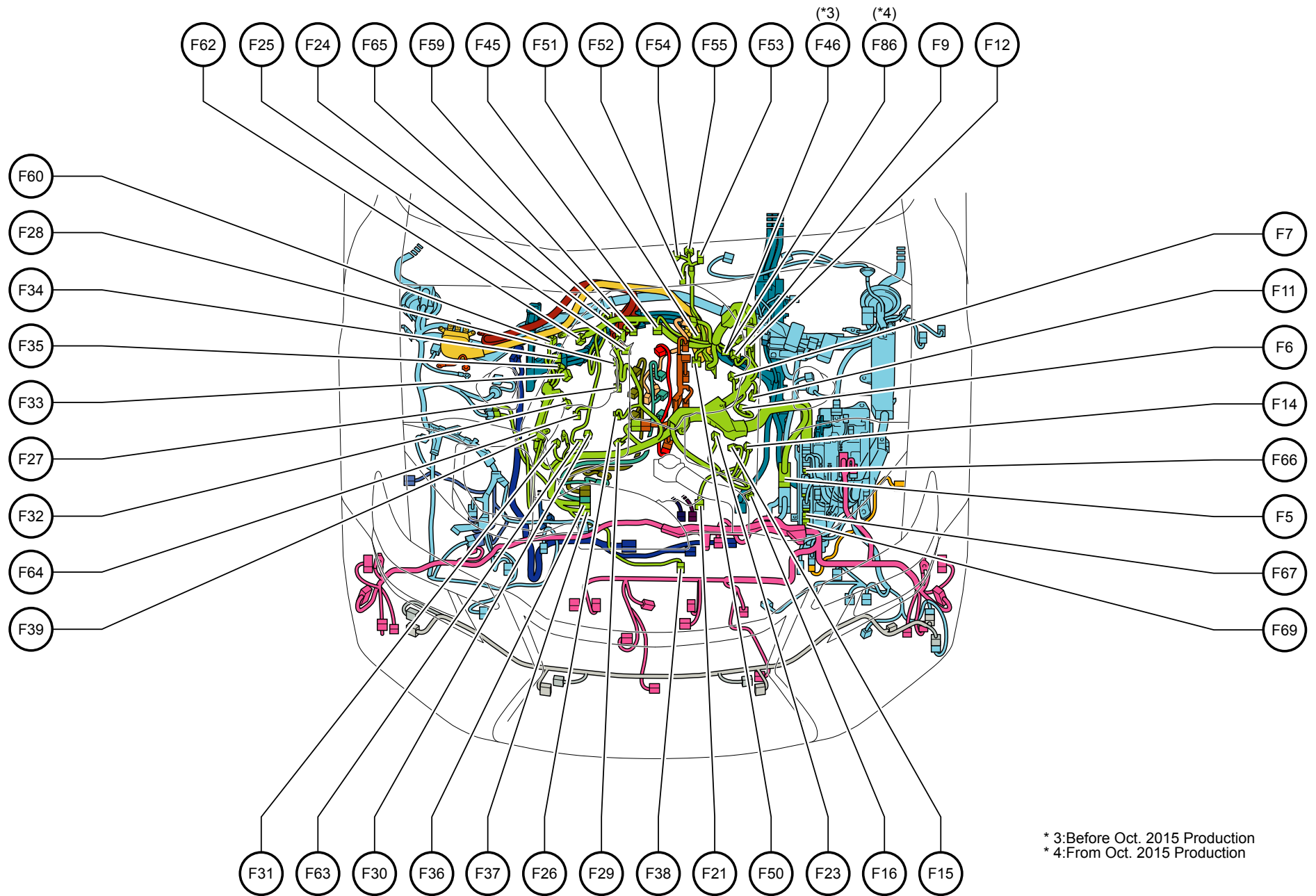


Position of Parts in Engine Compartment <LHD 2GR-FXE>

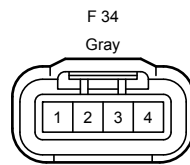
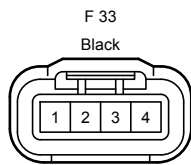
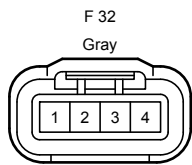
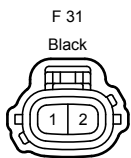
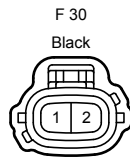
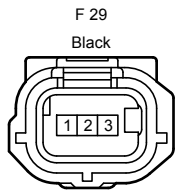
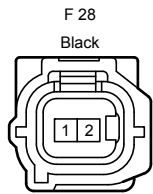
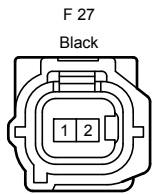
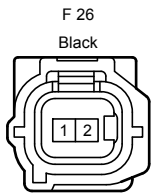
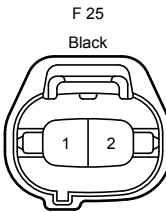
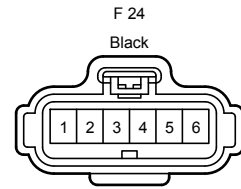
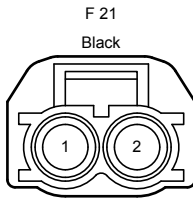
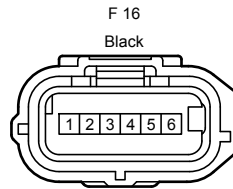
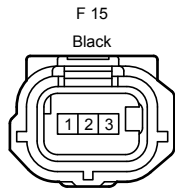
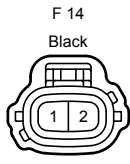
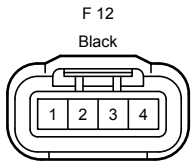
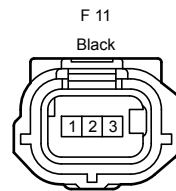
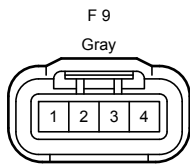
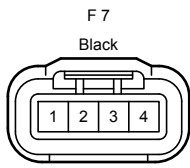
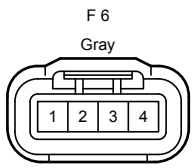
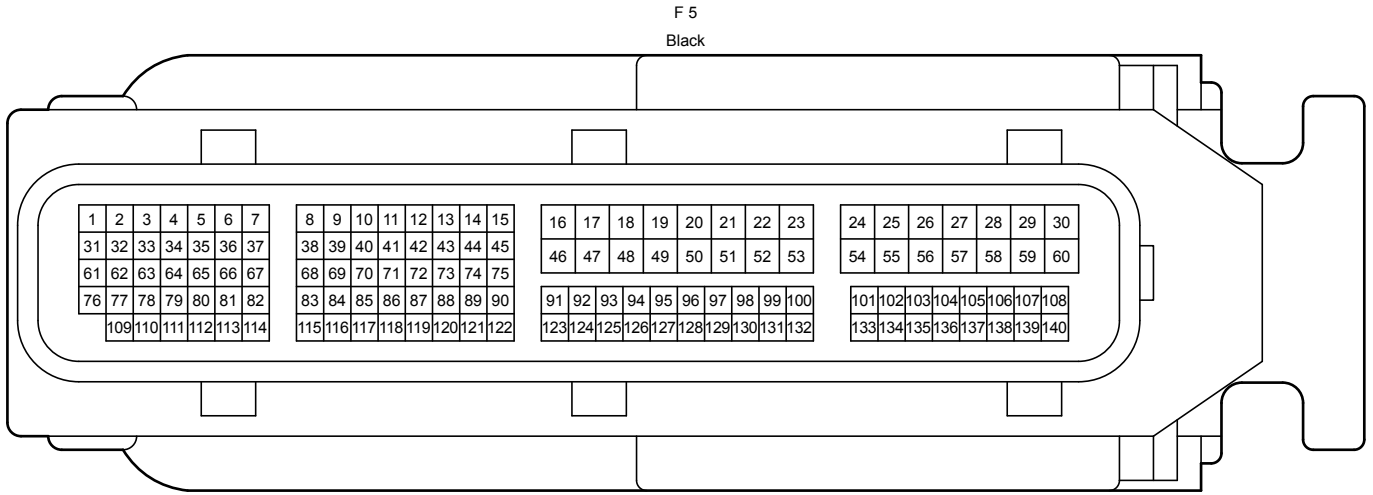


* 3: Before Oct. 2015 Production
 * 4: From Oct. 2015 Production

Position of Parts in Engine Compartment <LHD 2GR-FXE>

- F 5 ECM
- F 6 Ignition Coil Assembly No. 2
- F 7 Ignition Coil Assembly No. 4
- F 9 Ignition Coil Assembly No. 6
- F 11 VVT Sensor (Bank 2 Exhaust Side)
- F 12 E.F.I. Vacuum Sensor Assembly
- F 14 Cam Timing Oil Control Valve Assembly LH (Bank 2 Exhaust Side)
- F 15 VVT Sensor (Bank 2 Intake Side)
- F 16 Compressor with Motor Assembly
- F 21 Crank Position Sensor
- F 23 Cam Timing Oil Control Valve Assembly LH (Bank 2 Intake Side)
- F 24 Throttle Body with Motor Assembly
- F 25 Purge VSV
- F 26 Fuel Injector Assembly No. 1 (for Port Injection)
- F 27 Fuel Injector Assembly No. 3 (for Port Injection)
- F 28 Fuel Injector Assembly No. 5 (for Port Injection)
- F 29 VVT Sensor (Bank 1 Intake Side)
- F 30 Cam Timing Oil Control Valve Assembly RH (Bank 1 Intake Side)
- F 31 Cam Timing Oil Control Valve Assembly RH (Bank 1 Exhaust Side)
- F 32 Ignition Coil Assembly No. 1
- F 33 Ignition Coil Assembly No. 3
- F 34 Ignition Coil Assembly No. 5
- F 35 VVT Sensor (Bank 1 Exhaust Side)
- F 36 Injector Driver
- F 37 Injector Driver
- F 38 Engine Oil Pressure Switch Assembly
- F 39 Intake Mass Air Flow Meter Sub-Assembly
- F 45 Fuel Pressure Sensor
- F 46 No. 2 Air Fuel Ratio Sensor (Bank 2 Sensor 1)
- F 50 Hybrid Vehicle Transmission Assembly
- F 51 Hybrid Vehicle Transmission Assembly
- F 52 Hybrid Vehicle Transmission (Transmission Wire)
- F 53 Rear No. 2 Oxygen Sensor (Bank 2 Sensor 2)
- F 54 Oil Pressure Sensor
- F 55 Transmission Revolution Sensor
- F 59 E.F.I. Engine Coolant Temperature Sensor
- F 60 Fuel Pump Assembly
- F 62 Air Fuel Ratio Sensor (Bank 1 Sensor 1)
- F 63 Engine Oil Level Sensor
- F 64 Oil Pump with Motor Assembly
- F 65 Shift Lever Position Sensor
- F 66 Junction Connector
- F 67 Junction Connector
- F 69 Junction Connector
- F 86 No. 2 Air Fuel Ratio Sensor (Bank 2 Sensor 1)

Position of Parts in Engine Compartment <LHD 2GR-FXE>



Position of Parts in Engine Compartment <LHD 2GR-FXE>

