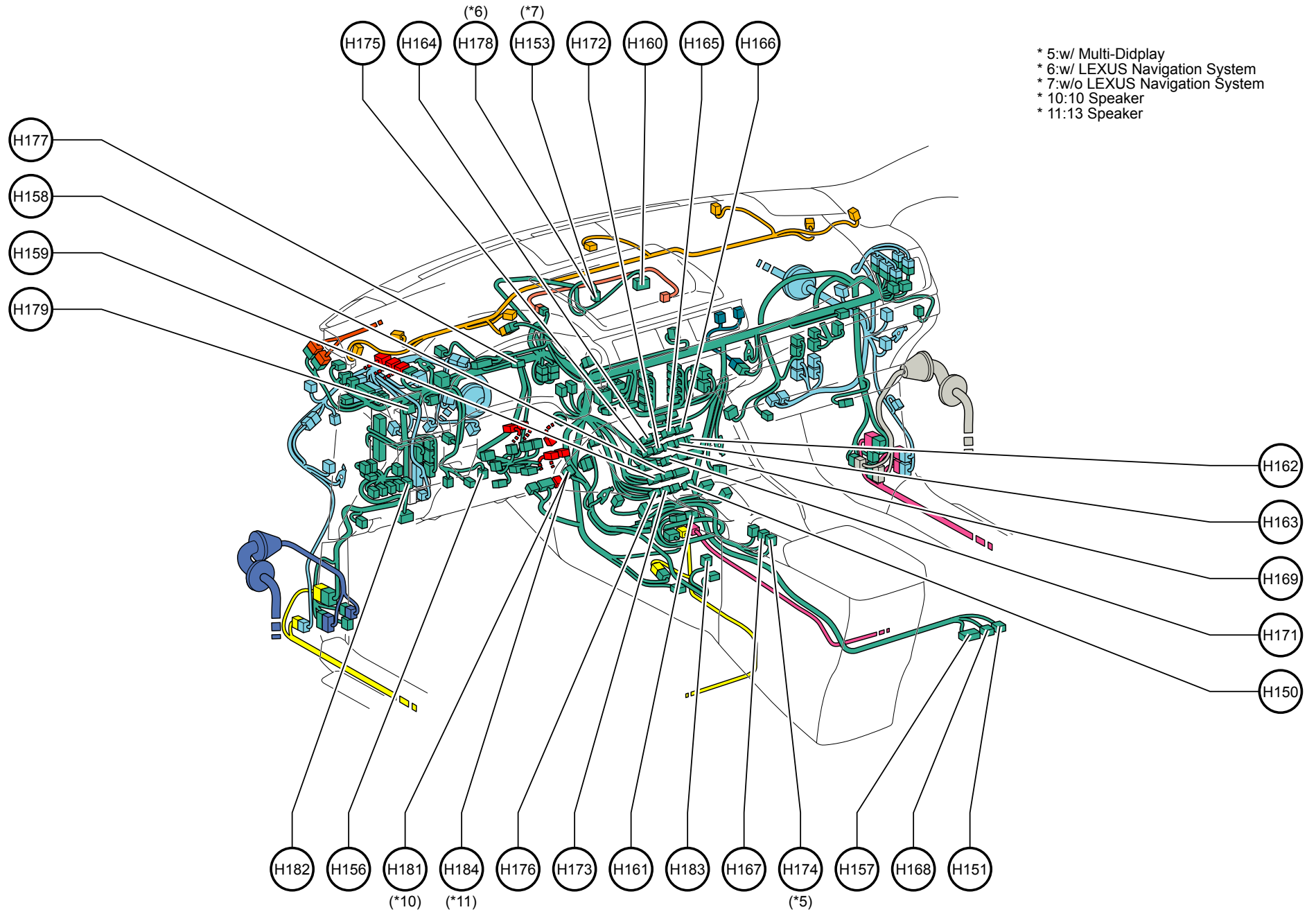


Position of Parts in Instrument Panel <LHD>

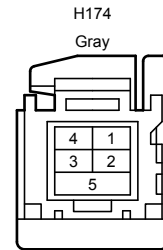
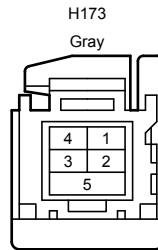
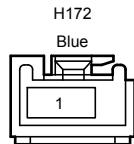
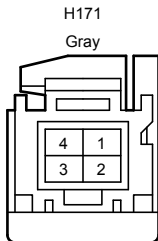
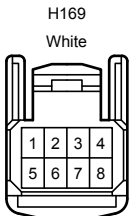
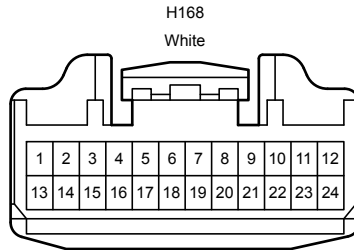
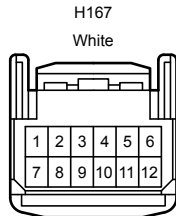
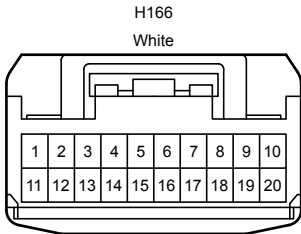
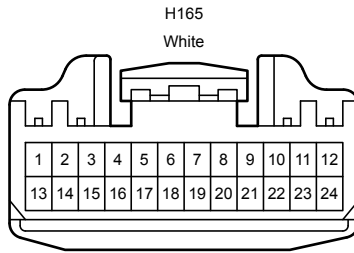
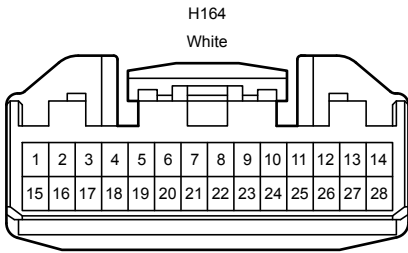
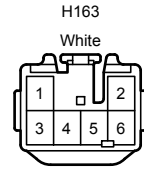
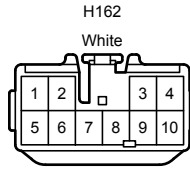
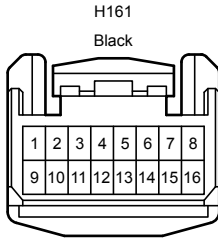
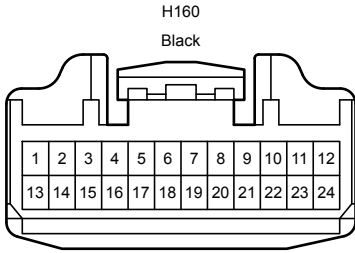
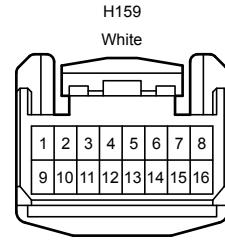
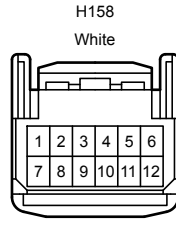
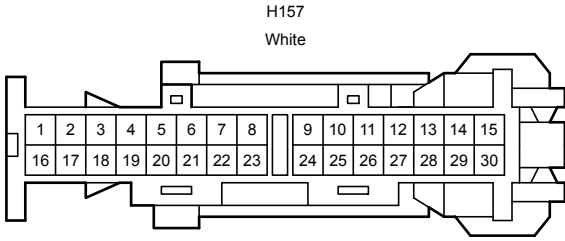
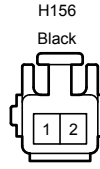
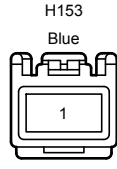
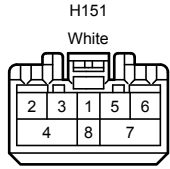
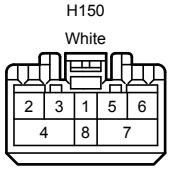


- * 5:w/ Multi-Didplay
- * 6:w/ LEXUS Navigation System
- * 7:w/o LEXUS Navigation System
- * 10:10 Speaker
- * 11:13 Speaker

Position of Parts in Instrument Panel <LHD>

- H 150 Radio Receiver Assembly
- H 151 Stereo Component Amplifier Assembly
- H 153 Multi-Display
- H 156 Tire Pressure Warning Reset Switch (Tire Pressure Warning Switch)
- H 157 Stereo Component Amplifier Assembly
- H 158 Radio Receiver Assembly
- H 159 Radio Receiver Assembly
- H 160 Multi-Display
- H 161 Remote Operation Controller Assembly
- H 162 Radio Receiver Assembly
- H 163 Radio Receiver Assembly
- H 164 Radio Receiver Assembly
- H 165 Radio Receiver Assembly
- H 166 Radio Receiver Assembly
- H 167 No. 1 Stereo Jack Adapter Assembly
- H 168 Stereo Component Amplifier Assembly
- H 169 Radio Receiver Assembly
- H 171 Radio Receiver Assembly
- H 172 Radio Receiver Assembly
- H 173 Radio Receiver Assembly
- H 174 No. 1 Stereo Jack Adapter Assembly
- H 175 Radio Receiver Assembly
- H 176 Radio Receiver Assembly
- H 177 Combination Meter Assembly
- H 178 Multi-Display
- H 179 Diode (Turn Signal)
- H 181 Junction Connector
- H 182 Vehicle Approaching Speaker Switch
- H 183 Vehicle Approaching Speaker Controller
- H 184 Junction Connector

Position of Parts in Instrument Panel <LHD>



Position of Parts in Instrument Panel <LHD>

