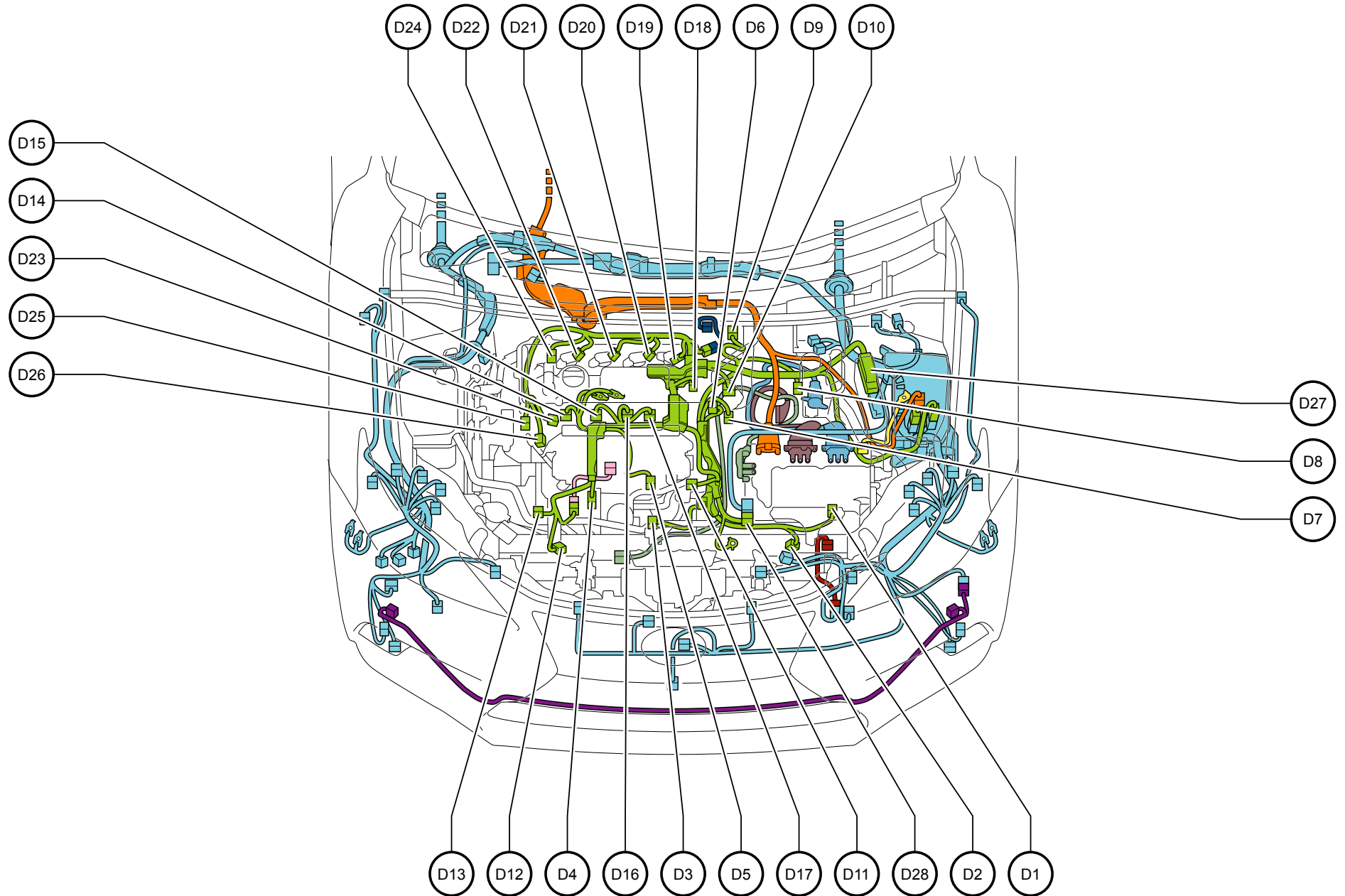


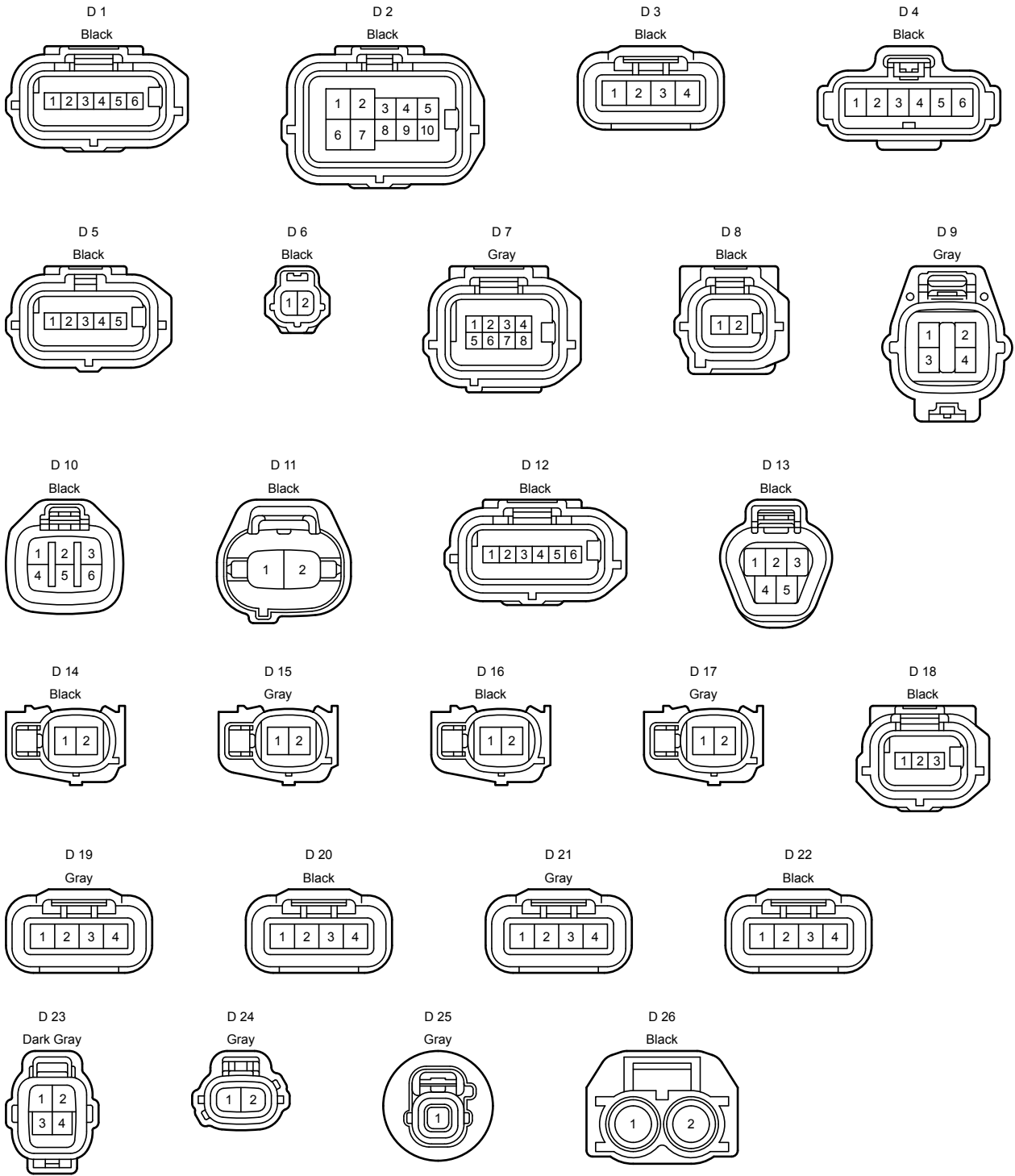
Position of Parts in Engine Compartment <RHD>



Position of Parts in Engine Compartment <RHD>

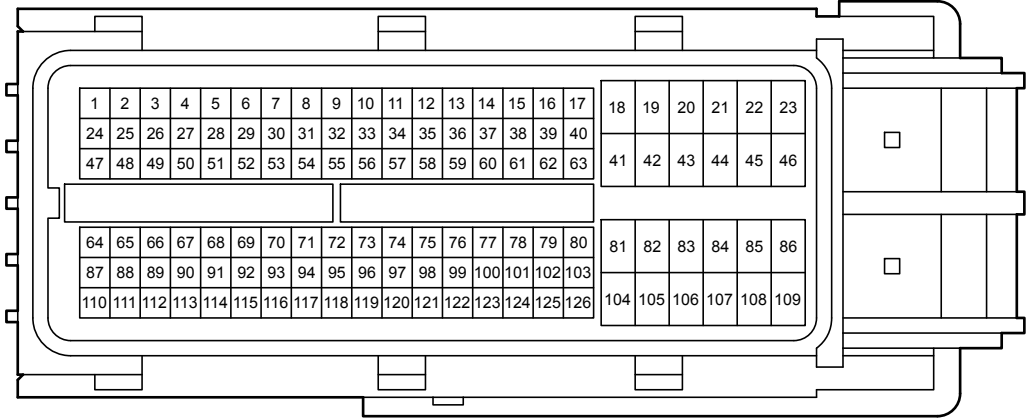
- D 1 No. 2 Motor Generator
- D 2 Shift Control Actuator Assembly
- D 3 E.F.I. Vacuum Sensor Assembly
- D 4 Throttle Body Assembly
- D 5 Intake Mass Air Flow Meter Sub-Assembly
- D 6 E.F.I. Engine Coolant Temperature Sensor
- D 7 No. 1 Motor Generator
- D 8 No. 2 Motor Generator
- D 9 Oxygen Sensor (Bank 1 Sensor 2)
- D 10 EGR Valve Assembly
- D 11 Purge VSV
- D 12 Compressor Assembly with Motor
- D 13 Engine Water Pump Assembly
- D 14 Fuel Injector Assembly No. 1
- D 15 Fuel Injector Assembly No. 2
- D 16 Fuel Injector Assembly No. 3
- D 17 Fuel Injector Assembly No. 4
- D 18 VVT Sensor (Intake Side)
- D 19 Ignition Coil Assembly No. 4
- D 20 Ignition Coil Assembly No. 3
- D 21 Ignition Coil Assembly No. 2
- D 22 Ignition Coil Assembly No. 1
- D 23 Air Fuel Ratio Sensor (Bank 1 Sensor 1)
- D 24 Camshaft Timing Oil Control Valve Assembly (Intake Side)
- D 25 Engine Oil Pressure Switch Assembly
- D 26 Crank Position Sensor
- D 27 ECM
- D 28 Inverter Assembly with Converter

Position of Parts in Engine Compartment <RHD>



Position of Parts in Engine Compartment <RHD>

D 27
Black



D 28
Black

